























### PREISLISTE 2021 - HELUZ

Ab Lager Bruck/Leitha | Gültig ab 01.08.2021

						VERKAUF		
		Ziegelformat (L x B x H)	Stk pro Palette	Verbrauch pro m <sup>2</sup>	U Wert* W/m <sup>2</sup> K	Preis € / Stk	Preis € / m <sup>2</sup>	
FAMILY	HELUZ FAMILY 50 PLAN	(247x500x249)		60	16	0,16	<b>3,35</b>	53,7
	HELUZ FAMILY 44 PLAN	(247x440x249)		72	16	0,19	<b>3,13</b>	50,1
	HELUZ FAMILY 38 PLAN	(247x380x249)		72	16	0,22	<b>2,81</b>	44,9
	HELUZ FAMILY 30 PLAN	(247x300x249)		96	16	0,29	<b>2,00</b>	32,0
	HELUZ FAMILY 25 PLAN	(247x250x249)		120	16	0,35	<b>1,66</b>	26,6
FAMILY 2 in 1 (mit Polystyrol)	HELUZ FAMILY 50 2in1 PLAN	(247x500x249)		60	16	0,11	<b>6,08</b>	97,3
	HELUZ FAMILY 44 2in1 PLAN	(247x440x249)		72	16	0,14	<b>5,64</b>	90,3
	HELUZ FAMILY 38 2in1 PLAN	(247x380x249)		72	16	0,17	<b>4,81</b>	77,0
	HELUZ FAMILY 30 2in1 PLAN	(247x300x249)		96	16	0,24	<b>3,91</b>	62,6
	HELUZ FAMILY 25 2in1 PLAN	(247x250x249)		120	16	0,31	<b>3,25</b>	52,0
44 cm	HELUZ PLUS 44 PLAN	(247x440x249)		72	16	0,24	<b>2,57</b>	41,2
	HELUZ PLUS 44	(247x440x238)		72	16	0,25	<b>2,17</b>	34,7
38 cm	HELUZ PLUS 38 PLAN	(247x380x249)		72	16	0,28	<b>2,33</b>	37,2
	HELUZ PLUS 38	(247x380x238)		72	16	0,29	<b>1,87</b>	30,0

30 cm	HELUZ UNI 30 PLAN	(247x300x249)		96	16	0,51	<b>1,81</b>	28,9
	HELUZ UNI 30	(247x300x238)		96	16	0,57	<b>1,51</b>	24,1
	HELUZ (P15) 30 PLAN	(247x300x249)		96	16	0,52	<b>1,86</b>	29,7
	HELUZ (P15) 30	(247x300x238)		96	16	0,61	<b>1,55</b>	24,8
25 cm	HELUZ UNI 25 PLAN	(375x250x249)		72	10,7	0,7	<b>1,82</b>	19,5
	HELUZ UNI 25	(375x250x238)		72	10,7	0,8	<b>1,53</b>	16,4
	HELUZ (P15) 25 PLAN	(375x250x249)		72	10,7	0,6	<b>2,25</b>	24,1
	HELUZ (P15) 25	(375x250x238)		72	10,7	0,68	<b>1,87</b>	20,0
20 cm	HELUZ 20 PLAN	(500x200x249)		70	8	1,0	<b>2,63</b>	21,0
	HELUZ 20	(500x200x238)		70	8	1,08	<b>1,89</b>	15,1
17,5 cm	HELUZ AKU Z 17,5 PLAN (P20)	(375x175x249)		60	10,7	1,29	<b>2,20</b>	23,5
14 cm	HELUZ 14 PLAN	(500x140x249)		100	8	1,28	<b>1,79</b>	14,4
	HELUZ 14	(500x140x238)		100	8	1,37	<b>1,39</b>	11,1
11,5 cm	HELUZ 11,5 PLAN	(500x115x249)		120	8	1,46	<b>1,53</b>	12,3
	HELUZ 11,5	(500x115x238)		120	8	1,55	<b>1,33</b>	10,6
10 cm	HELUZ 10 PLAN	(500x100x249)		120	8	1,59	<b>1,50</b>	12,0
	HELUZ 10	(500x100x238)		120	8	1,68	<b>1,29</b>	10,3
8 cm	HELUZ 8 PLAN	(375x80x249)		180	10,7	1,7	<b>1,18</b>	12,7
	HELUZ 8	(375x80x238)		180	10,7	1,77	<b>0,85</b>	9,0

		Format ( B x H x L )	Preis € / lfm
STÜRZE	Flache Stürze HELUZ	115x71x1000-3000 (je 250 mm)	<b>5,70</b>
		145x71x1000-3000 (je 250 mm)	<b>7,00</b>
	Tragende Stürze HELUZ 23,8	70x238x1000-1750 (je 250mm)	<b>10,90</b>
		70x238x2000-3500 (je 250mm)	<b>14,00</b>

**Im Preis der PLAN-Ziegel ist Dünnbettmörtel und Aufbaumörtel enthalten.**

\* U Wert - Werte in trockenem Zustand ohne Verputze

Festigkeit der Ziegelsteine:

**UNI = 12,5 N/mm<sup>2</sup>**

**PLUS = 10 N/mm<sup>2</sup>**

**ohne Bezeichnung = 10 N/mm<sup>2</sup>**

**P 15 = 15 N/mm<sup>2</sup>**

**Family und Family 2in1 = 10 N/mm<sup>2</sup> (Family 50 und Family 50 2in1 = 8 N/mm<sup>2</sup>)**

**Weitere Produkte auf Anfrage!**

Alle Preise sind ohne MWSt 20% !